


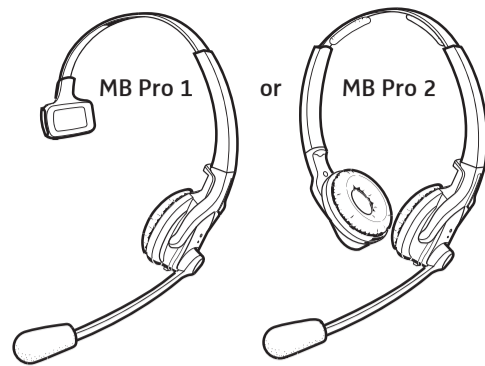
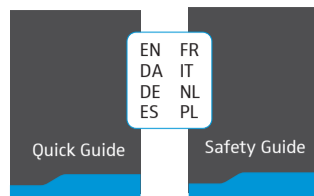


MB Pro 1 MB Pro 2

Quick Guide
Kort vejledning
Kurzanleitung
Instrucciones resumidas
Guide rapide
Istruzioni brevi
Beknopte gebruiksaanwijzing
Krótka instrukcja obsługi



Package contents | Leveringsomfang | Lieferumfang | Volumen de suministro | Contenu | Dotazione | Omvang levering | Zakres dostawy



Headset charger CH 20 MB USB



For Sennheiser PC software applications go to www.sennheiser.com/cco/software

Charging the headset battery | Opladning af genopladeligt batteri | Akku laden | Cargar la pila recargable | Charger la batterie de l'oreillette | Caricamento della batteria | Accu laden | Ładowanie akumulatora

LED flashes	Meaning
1x 🔴 ...	below 1 hour talk time
1x 🟡 ...	1 to 2 hours talk time
2x 🟡 ...	2 to 4 hours talk time
3x 🟡 ...	4 to 10 hours talk time
4x 🟡 ...	above 10 hours talk time
🟢 ...	100% up to 15 hours talk time

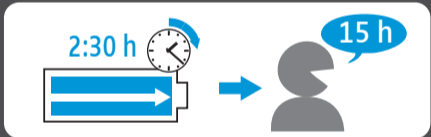
If the headset is fully charged the LED lights up blue. After 5 minutes, the LED goes off. Press the multi-function button to check the battery charge level.

*not included

Fast charging | Hurtigoplading | Schnellladung | Carga rápida | Chargement rapide | Caricamento veloce | Snelladen | Szybkie ładowanie



Complete charging cycle | Fuld opladningsproces | Kompletter Ladevorgang | Proceso de carga completo | Cycle de charge complet | Processo di carica completo | Complete opplaadcyclus | Kompletna operacja ładowania



Retrieving information on the remaining talk time | Forespørgsel på resterende taletid | Verbleibende Sprechzeit abfragen | Consultar la autonomía restante | Vérifier le temps de communication restant | Richiesta del tempo di conversazione residuo | Resterende spreektijd opvragen | Wywołanie informacji o pozostałym czasie rozmowy

- "Above 10 hours talk time" 4x 🟡
- "Between 8 and 10 hours talk time" 3x 🟡
- "Between 4 and 8 hours talk time" 3x 🟡
- "Between 2 and 4 hours talk time" 2x 🟡
- "Between 1 and 2 hours talk time" 1x 🟡
- "Less than 1 hour talk time" 1x 🔴
- below 15 min talk time, automatic voice prompts: "Recharge headset" 1x 🔴

Pairing the headset | Forbindelse af hovedsættet | Headset verbinden | Conectar el headset | Appairer l'oreillette | Connessione dell'headset | De headset verbinden | Łączenie zestawu słuchawkowego

1. Turn on the headset (2s OFF).
2. "Pairing" (6s).
3. Activate the Bluetooth® function on your device (Menu Bluetooth on/Bluetooth off).
4. Search for Bluetooth devices (Menu Add device).
5. Select the MB Pro 1 or MB Pro 2 on your device (Sennheiser MB Pro 2 Presence, Keyword: 0000).
6. "Pairing successful" (3x 🟡).

Adjusting the speaker volume | Justering af højttalerens lydstyrke | Wiedergabelautstärke einstellen | Régler le volume de l'écouteur | Ajustar el volumen del altavoz | Regolazione del volume dell'altoparlante | Het luidsprekervolume instellen | Regulacja poziomu głośności

- During an active call - volume 1: Increases or reduces the speech volume
- During music reproduction - volume 2: Increases or reduces the music volume
- In idle mode (no active call or music reproduction) - volume 3: Increases or reduces the volume for the ring tone, the beeps and the voice prompts

Adjusting and wearing the headset | Tilpasning og brug af hovedsættet | Headset anpassen und tragen | Ajustar y llevar el headset | Ajuster et porter l'oreillette | Indossare e adattare l'headset | De headset aanpassen en dragen | Dostosowanie oraz noszenie zestawu słuchawkowego

Switching the headset on/off | Hovedsæt On/Off | Headset ein-/ausschalten | Conectar/desconectar el headset | Allumer/éteindre l'oreillette | Accensione/Spengimento dell'headset | Headset On/Off | Włączenie/ Wyłączenie zestawu słuchawkowego

ON 3x 🟡 2s

1. "Power on"
2. "... connected" (see voice prompts)

OFF 3x 🔴 2s

1. "Power off"

Swapping the assignment of the volume buttons | Ændring af funktionen for lydstyrkeknappen | Belegung der Lautstärketasten tauschen | Cambiar la asignación de las teclas de volumen | Permuter la fonction des touches Volume+ et Volume- | Scambio dell'occupazione dei tasti volume | De functie van de volumetoetsen omwisselen | Zmiana głośności

- 2s Swaps volume keys
- 2s Swaps volume keys and left/right channel
- 2s "Swap volume keys"
- 6s Activates/deactivates the room experience in communication mode
- beep

Using the headset | Betjening af hovedsættet | Headset bedienen | Manejo del headset | Utiliser l'oreillette | Utilizzo dell'headset | Headset bedienen | Obsługa zestawu słuchawkowego

Call control features

- 2x 🔴 "Redials the last number" "Redialling"
- 15s 📞 Starts/stops voice dialing (press until you hear a beep, then release the button) "Voice dial"
- 15s 📞 Transfers a call from the mobile phone to the headset
- 15s 📞 Transfers a call from the headset to the mobile phone
- 2x 📞 Accepts a call
- 📞 Ends a call "Call ended"
- 15s 📞 Rejects a call "Call rejected"
- 2x 📞 Accepts the incoming call and puts an active call on hold. Puts an active call on hold when there is no incoming call (pause)
- 15s 📞 Rejects the incoming call and continues the active call
- 📞 Accepts the incoming call and ends the active call

Managing multiple calls

Mute function

- 📞 Mutes the microphone "Mute on"
- 📞 Unmutes the microphone "Mute off"

Automatic voice prompts

- Connected to the Bluetooth device: "Phone 1 connected" or "Phone 2 connected" or "Dongle connected"
- Out of the Bluetooth transmission range: "Phone 1 disconnected" or "Phone 2 disconnected" or "Dongle disconnected"

For Instruction manual and software go to:

Sennheiser Communications A/S
Industriparken 27, DK-2750 Ballerup, Denmark
www.sennheiser.com

Printed in China, Publ. 10/13, A01

www.sennheiser.com/cco/support